

Urgent Return receipt Expand Group Restricted Prevent Copy Confidential

Timothy Wai Pui WU/PLAND

寄件者: pang hingyeun <[REDACTED]>
寄件日期: 2024年10月29日星期二 16:47
收件者: Timothy Wai Pui WU/PLAND; tpbpd/PLAND
主旨: Planning Application : A/NE-TKL/772
附件: Layout Plan.pdf; Access Plans.pdf

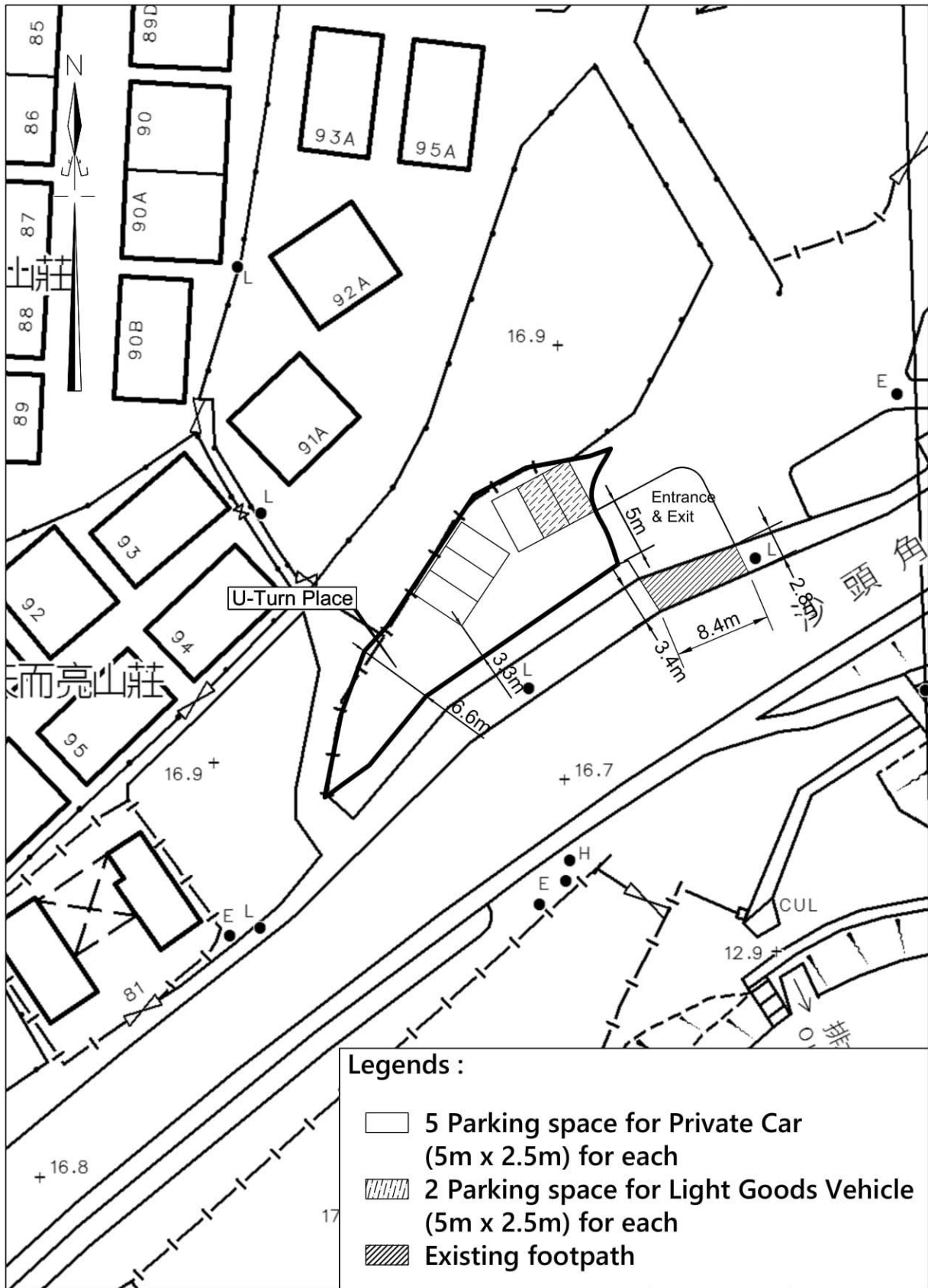
Dear Mr Wu,

Please find the enclosed Revised Layout Plan and Access Plans for reply TD's comments.
Thank You !

Regards,
H.Y.Pang

從 [Outlook](#) 傳送

LAYOUT PLAN



卓 弘 測 量 服 務 公 司
CHUO WANG SURVEY SERVICES COMPANY

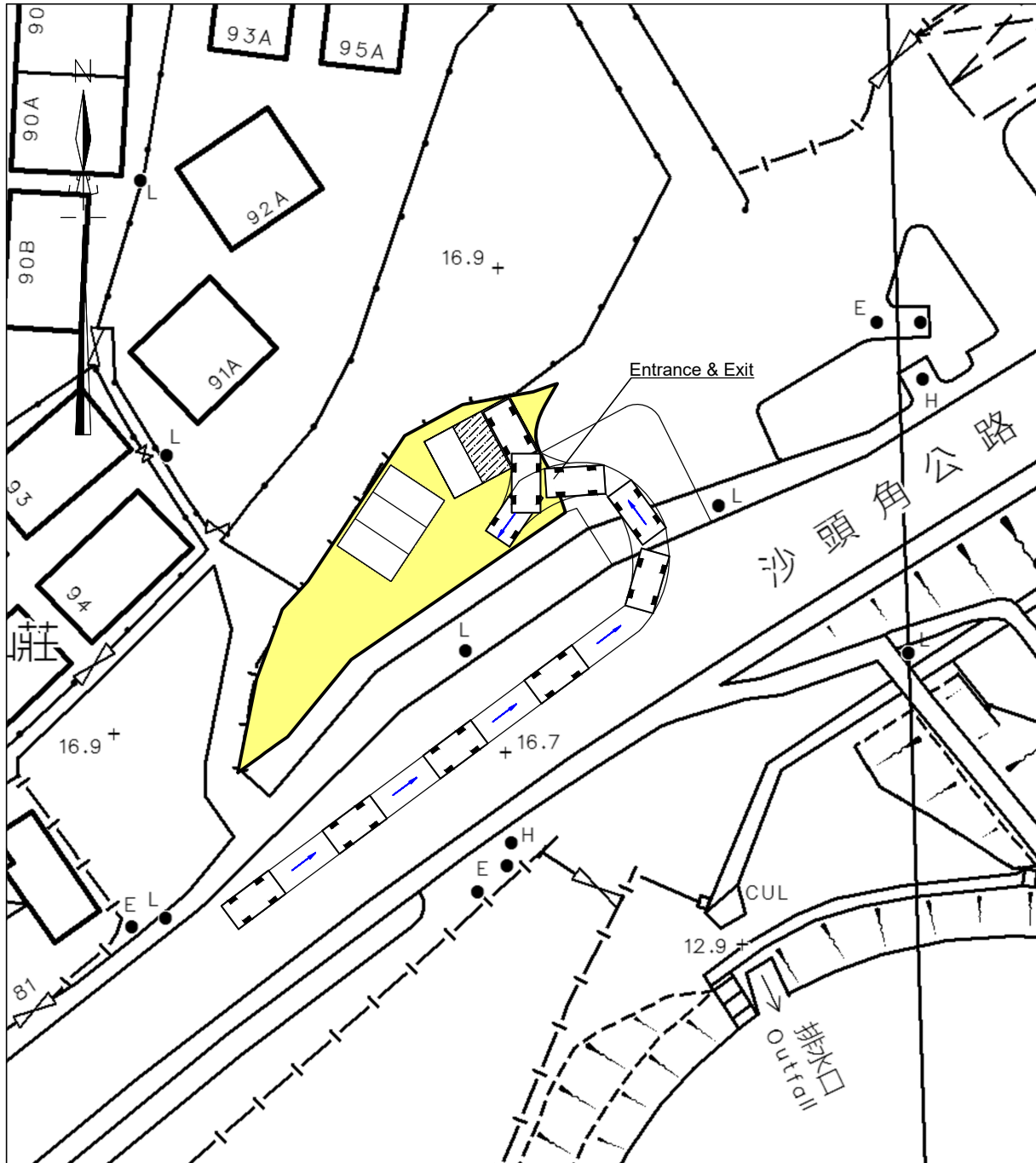
Scale :
 1 : 500

Survey Sheet No. :
 3-SW-4B

Date :
 14-10-2024

Figure No. :
 LAP/01

ACCESS PLAN



Legends :

- 5 Parking space for Private Car (5m x 2.5m) for each
- 2 Parking space for Light Goods Vehicle (5m x 2.5m) for each
- Vehicle Access

卓 弘 測 量 服 務 公 司
CHUO WANG SURVEY SERVICES COMPANY

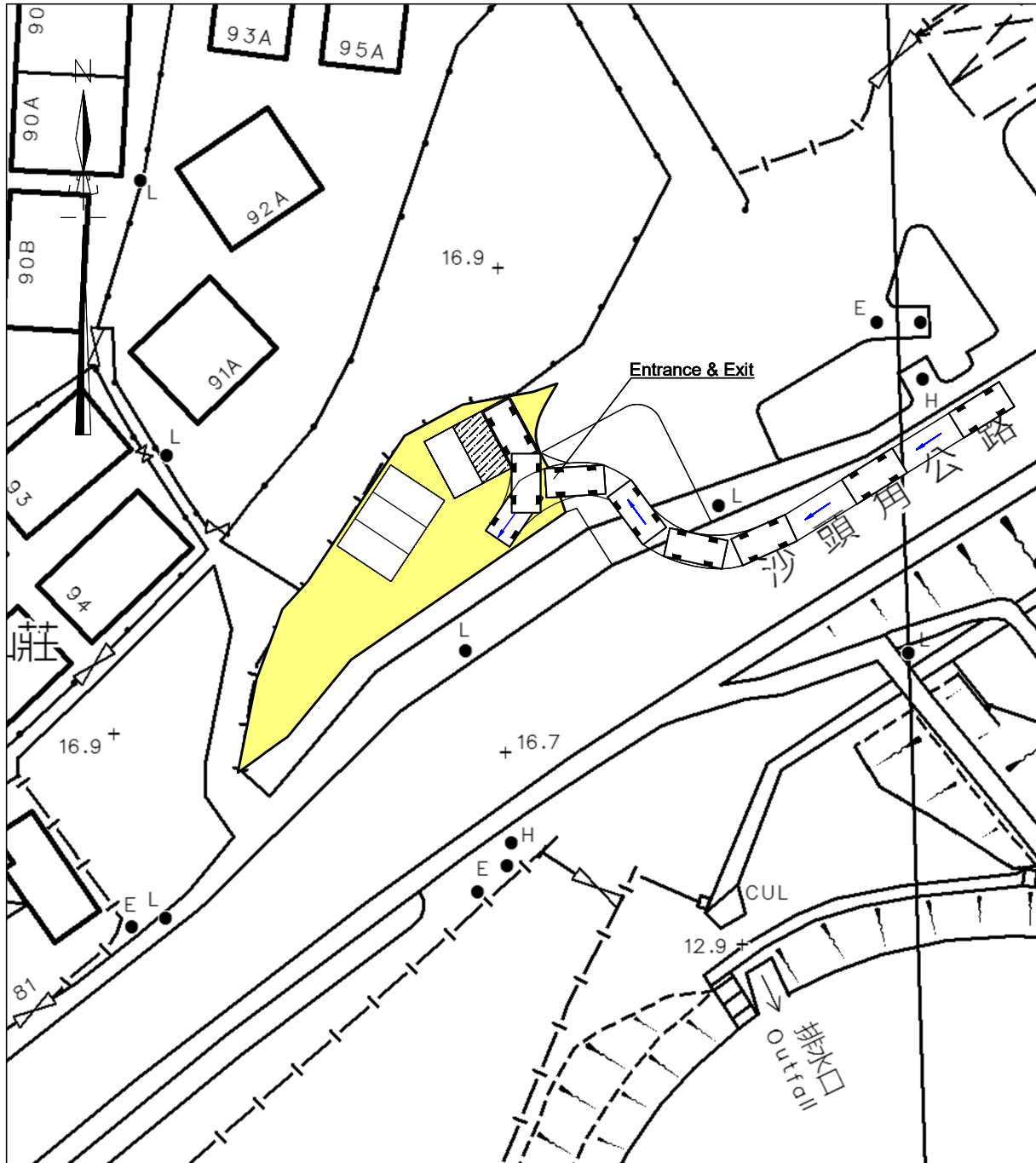
Scale :
1 : 500

Survey Sheet No. :
3-SW-4B

Date :
24-10-2024

Figure No. :
AC/10

ACCESS PLAN



Legends :

- 5 Parking space for Private Car (5m x 2.5m) for each
- 2 Parking space for Light Goods Vehicle (5m x 2.5m) for each
- Vehicle Access

卓 弘 測 量 服 務 公 司
CHUO WANG SURVEY SERVICES COMPANY

Scale :
1 : 500

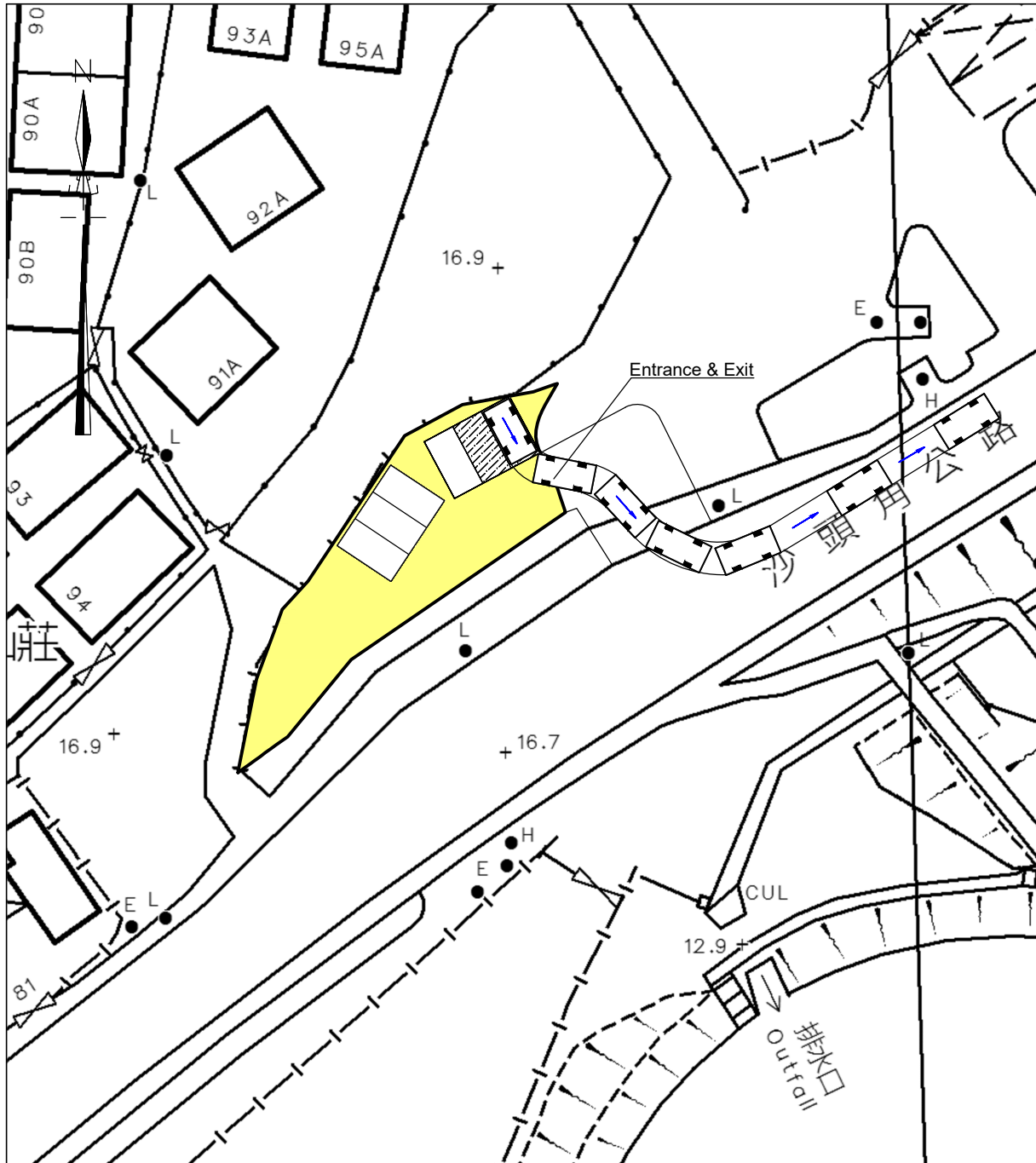
Survey Sheet No. :
3-SW-4B

Date :
24-10-2024

Figure No. :
AC/11



ACCESS PLAN



Legends :

- 5 Parking space for Private Car (5m x 2.5m) for each
- 2 Parking space for Light Goods Vehicle (5m x 2.5m) for each
- Vehicle Access

卓 弘 測 量 服 務 公 司
CHUO WANG SURVEY SERVICES COMPANY

Scale :
1 : 500

Survey Sheet No. :
3-SW-4B

Date :
24-10-2024

Figure No. :
AC/12

ACCESS PLAN



Legends :

- 5 Parking space for Private Car (5m x 2.5m) for each
- 2 Parking space for Light Goods Vehicle (5m x 2.5m) for each
- Vehicle Access

卓 弘 測 量 服 務 公 司
CHUO WANG SURVEY SERVICES COMPANY

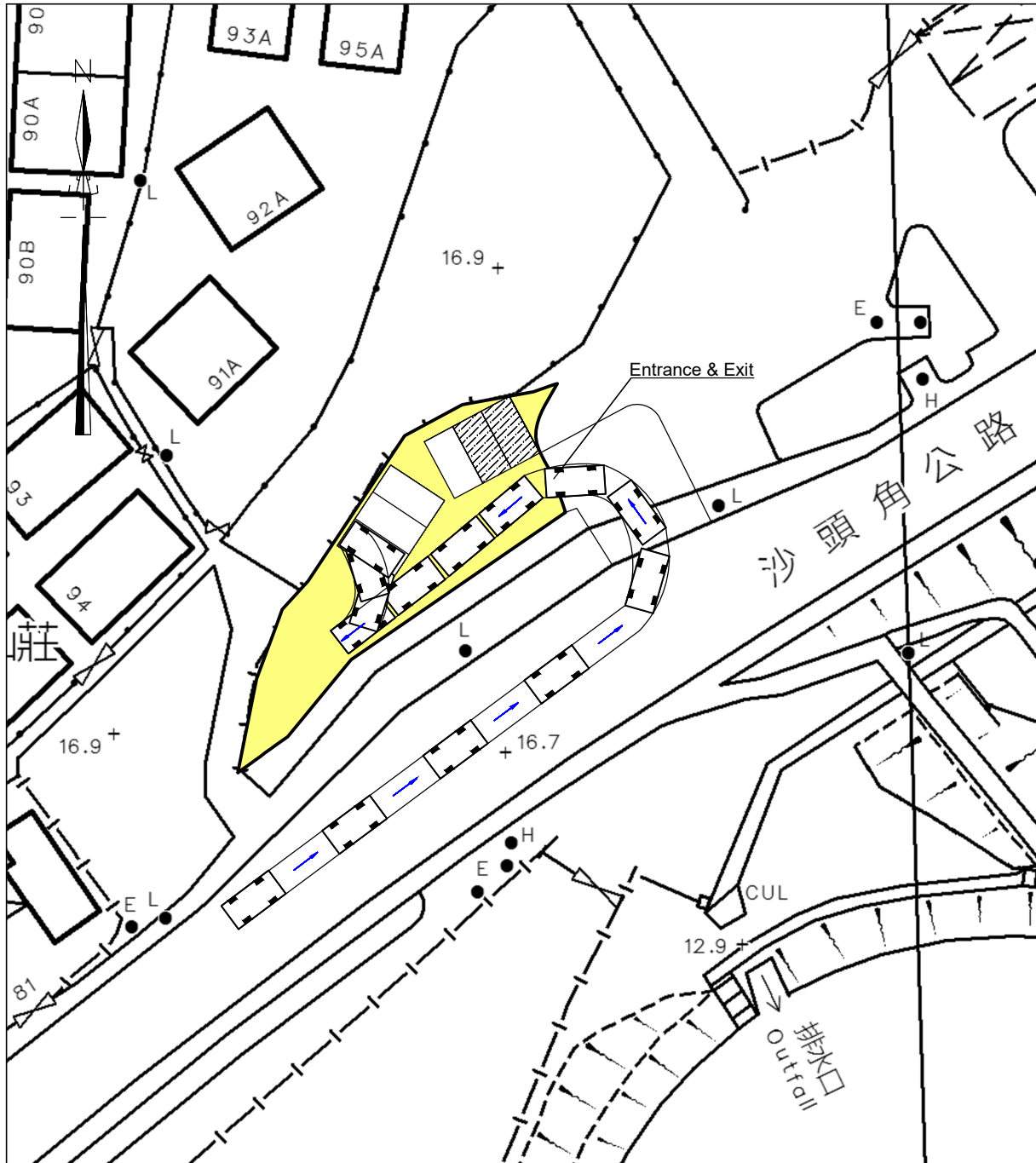
Scale :
1 : 500

Survey Sheet No. :
3-SW-4B

Date :
24-10-2024

Figure No. :
AC/13

ACCESS PLAN



Legends :

- 5 Parking space for Private Car (5m x 2.5m) for each
- 2 Parking space for Light Goods Vehicle (5m x 2.5m) for each
- Vehicle Access

卓 弘 測 量 服 務 公 司
CHUO WANG SURVEY SERVICES COMPANY

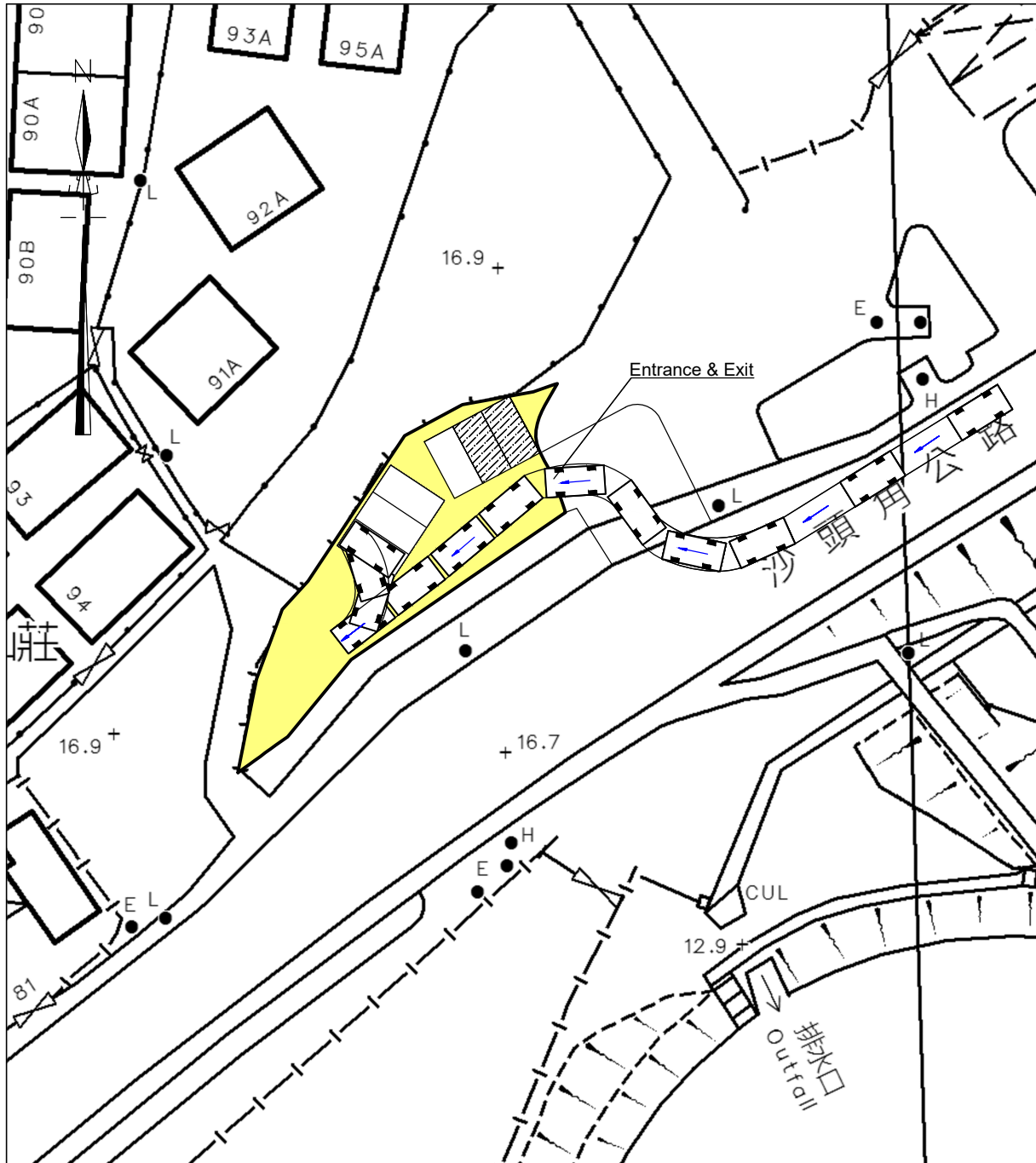
Scale :
1 : 500

Survey Sheet No. :
3-SW-4B

Date :
24-10-2024

Figure No. :
AC/14

ACCESS PLAN



Legends :

- 5 Parking space for Private Car (5m x 2.5m) for each
- 2 Parking space for Light Goods Vehicle (5m x 2.5m) for each
- Vehicle Access

卓 弘 測 量 服 務 公 司
CHUO WANG SURVEY SERVICES COMPANY

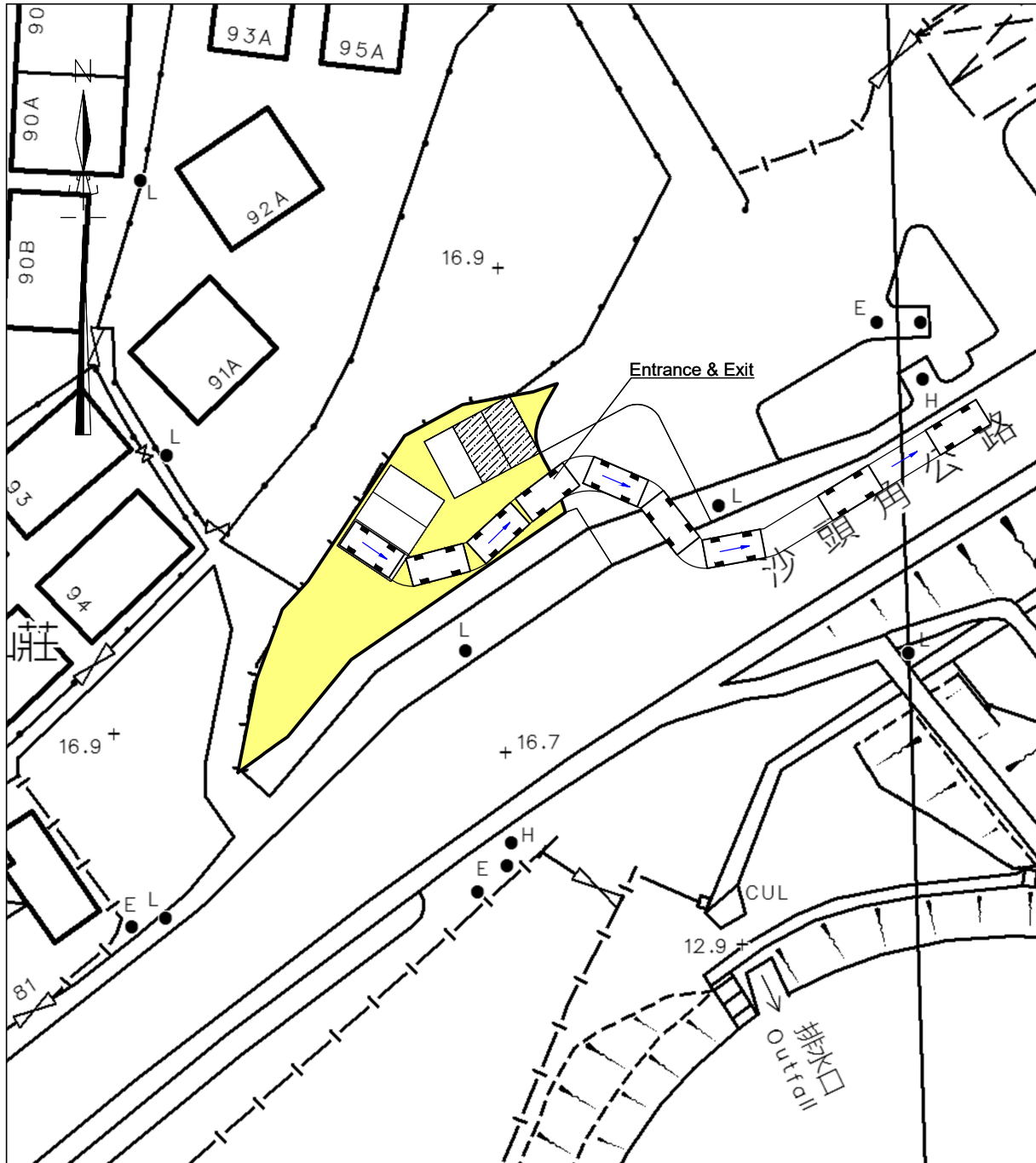
Scale :
1 : 500

Survey Sheet No. :
3-SW-4B

Date :
24-10-2024

Figure No. :
AC/15

ACCESS PLAN



Legends :

- 5 Parking space for Private Car (5m x 2.5m) for each
- 2 Parking space for Light Goods Vehicle (5m x 2.5m) for each
- Vehicle Access

卓 弘 測 量 服 務 公 司
CHUO WANG SURVEY SERVICES COMPANY

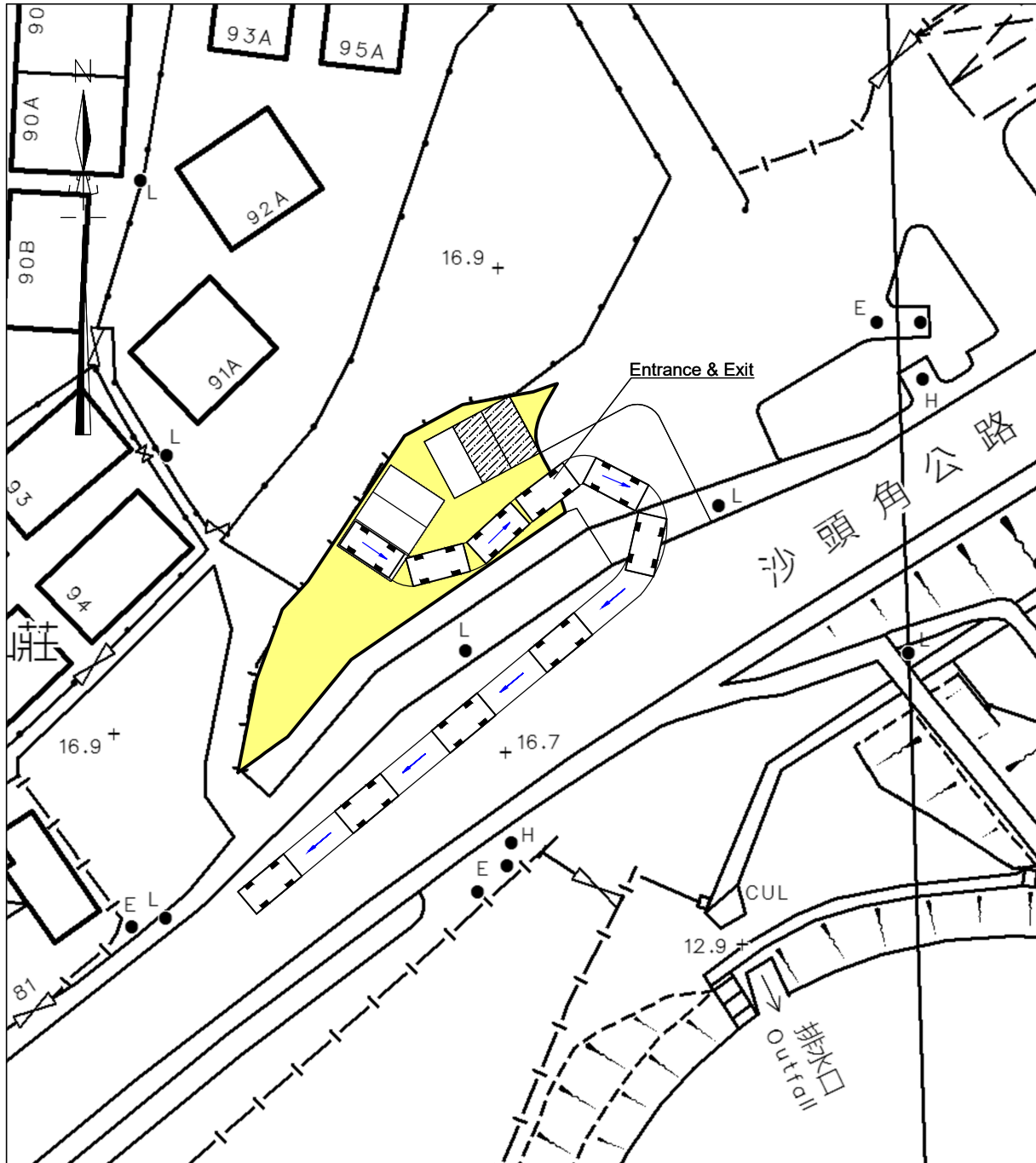
Scale :
1 : 500

Survey Sheet No. :
3-SW-4B

Date :
24-10-2024

Figure No. :
AC/16

ACCESS PLAN



Legends :

- 5 Parking space for Private Car (5m x 2.5m) for each
- 2 Parking space for Light Goods Vehicle (5m x 2.5m) for each
- Vehicle Access

卓 弘 測 量 服 務 公 司
CHUO WANG SURVEY SERVICES COMPANY

Scale :
1 : 500

Survey Sheet No. :
3-SW-4B

Date :
24-10-2024

Figure No. :
AC/17